
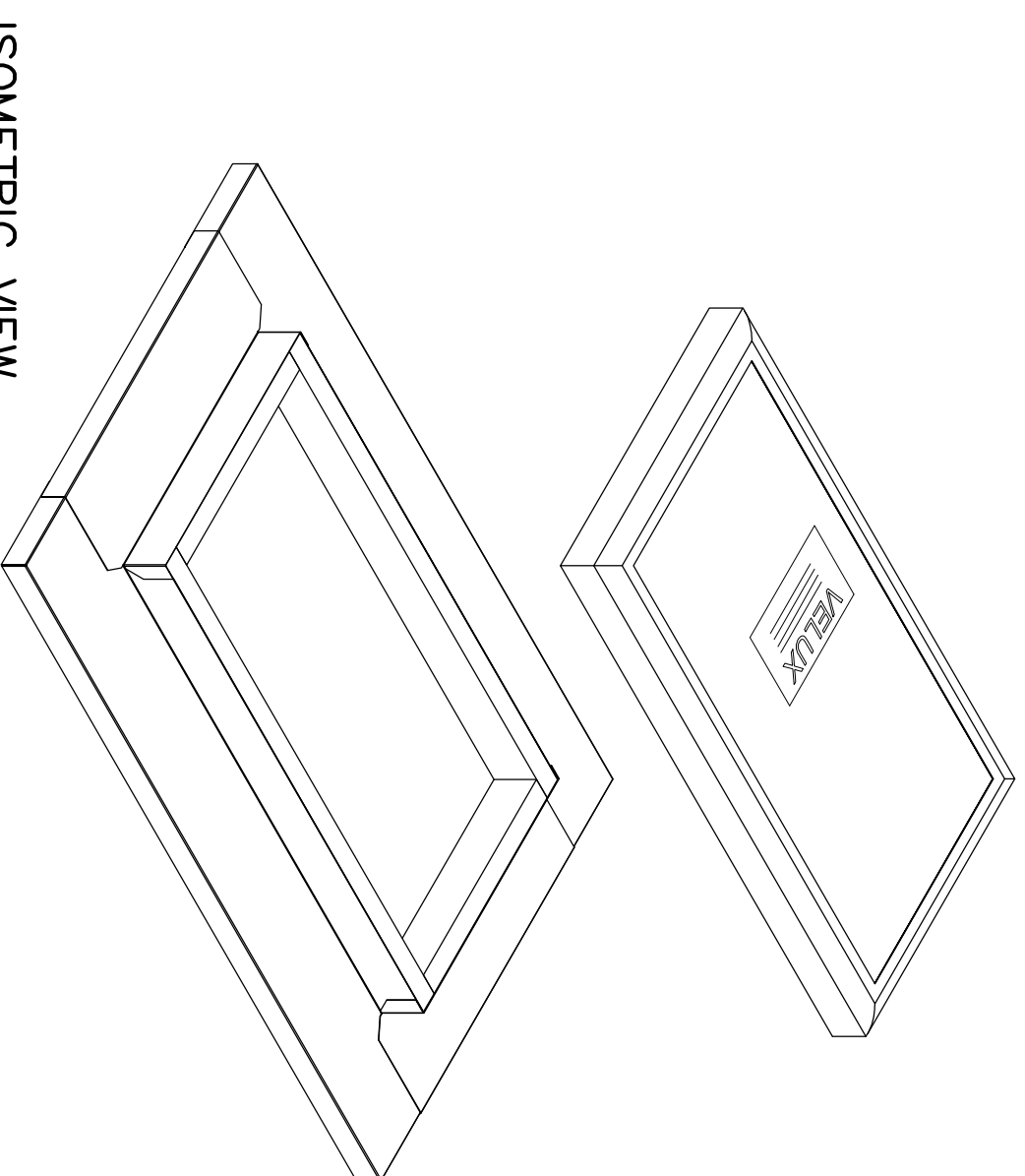


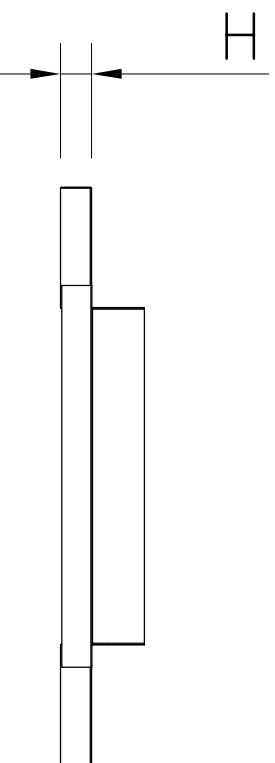
TOP VIEW



SIDE VIEW



ISOMETRIC VIEW



FRONT VIEW

LEGEND:
 A = WIDTH
 B = LENGTH
 H = HEIGHT

METAL DECK FLASHING FOR (FCM)_KLIPLÖK ROOF PROFILE

SKYSPAN PRODUCT CODE	VELUX PRODUCT CODE	A (mm)	B (mm)	H (mm)	INNER GLASS DIMENSIONS (mm)
V1430TFAU	1430	765	1171	40	368x775
V222TFAU	2222	968	968	40	572x572
V2230TFAU	2230	968	1171	40	572x775
V2234TFAU	2234	968	1272	40	572x877
V2246TFAU	2246	968	1577	40	572x1181
V2270TFAU	2270	968	2187	40	572x1792
V3030TFAU	3030	1171	1171	40	775x775
V3046TFAU	3046	1171	1577	40	775x1181
V3434TFAU	3434	1272	1272	40	876x876
V4646TFAU	4646	1577	1577	40	1181x1181

DO NOT SCALE DRAWINGS, USE FIGURED DIMENSIONS

Rev. Issue / Amendment
 P1 ONLINE OVERVIEW

By App. Date
 GF 14/07/16

Client

SKYSPAN

Project
 ONLINE PRODUCT OVERVIEW

This
 FCM FLASHING
 METAL DECK_KLIPLÖK_CLASSIC
 ROOF PROFILE

Designed
 GF

Scale of A3

Date
 14/07/16

Drawn
 GF

Job No.
 005

Drawing No.
 VXXTFAU

Amtd.
 P1



12 Tappin Road,
 Hill Top NSW 2345
 © 2015 Skyspan
 All Rights Reserved.

COPYRIGHT: THE DESIGN AND DETAILS SHOWN ON THIS DRAWING ARE SPECIFIC TO THIS PROJECT ONLY AND MAY NOT BE REPRODUCED IN WHOLE OR IN PART OR BE USED FOR ANY OTHER PROJECT OR PURPOSE WITHOUT THE WRITTEN CONSENT OF EXPERT ENGINEERING PTY LTD.